



Learn about this FREE online reading site filled with thousands of activities for all ages and ability levels that can be used as a tool for increasing reading ability. Students take an online pretest and activities will be presented to them based on their level.

Kathy Hollis 3rd Grade Buford Academy


What is Read Theory?

Read Theory is a K-12 online reading comprehension program that presents assessments to students at a "just right" level. Using algorithmic science coupled with grade and Lexile® level information, we ensure our assessments are always challenging but never discouraging. After just 20 minutes on ReadTheory, students generate enough data to populate their very own progress reports replete with insights about their unique reading abilities.

Readtheory.org



Why use Read Theory?

- Students are assigned reading passages based on their pre-assessment and based on previous scores on quizzes. (As students successfully complete quizzes (90%), they are automatically moved to a higher Lexile level.)
 - Quizzes are reassigned unless the student has successfully completed the quiz.
 - Students can look back at the passages to find textual evidence.
 - Students are motivated by earning points and moving resource levels.
 - Lessons are differentiated based on student's Lexile level and previous progress.
 - Students can access their accounts at home.
 - Available on desktops, tablets, and smartphones.
 - Data to use for planning and more.
- 

First step- Sign up at www.readtheory.org

Sign up here. 

Miss This Place

Leaving the mountains wasn't going to be easy. James had lived there since he was three years old. Someone told him once that you don't start making memories until you are three. That made sense. After all, he couldn't remember living anywhere else.

His father asked him if he was ready to go. James didn't say anything. He just



Create a Class- Click the + sign.



Create a New Class

Please choose a name for your new class.

Create Class

You can make multiple classes and add multiple students.
You can also put 1 student in multiple classes.

Add students into your class



Hollis ELA ▾

Add Students

Edit Name

Delete Class

Hollis ELA

You have 21 students in this class, 0 are pending.

[Print your class login information](#), [our student account handout](#) or [parent flyer](#).

Click on the
“people” box to
add students.

Next, click on add
students.

Current Students...

To use our program, these students need to [log in](#) using the [usernames and class code](#) assigned to them. After they begin taking quizzes, you'll be able to track their progress on the [progress page](#).



Move to ▾

Add to ▾

Remove from ▾

1 2 3 4 5 6 7 8 9 10 11 12 13 14 15 16 17 18 19 20 21

Type in the students' names. Pick a simple password/class code.



Review Login Information

Review the new student accounts you just created.

First Name	Last Name	User Name	Email	Class Code
Buford	Wolf	BufordW	kathy.hollis@bufordcityschools.org	abcd1234

**My class code is easy, so all students remember it.
Most user names are the student's first name, last initial, and a number.**

Continue

Fill out the student account handouts to send home.

This link is found on the class roster page.

You can also print a copy of your rosters and the usernames. I keep my list handy in class for students to access if they forget their log in.



Student Account Handout

Begin Your Read Theory Journey

Fill out these forms and distribute them to your students

My name is _____.

1. Go to readtheory.org/auth/login
2. Log in with your new account.

Username: _____

Password: _____

My name is _____.

1. Go to readtheory.org/auth/login
2. Log in with your new account.

Username: _____

Password: _____

My name is _____.


1. Go to readtheory.org/auth/login
2. Log in with your new account.

Username: _____

My name is _____.

1. Go to readtheory.org/auth/login
2. Log in with your new account.

Username: _____



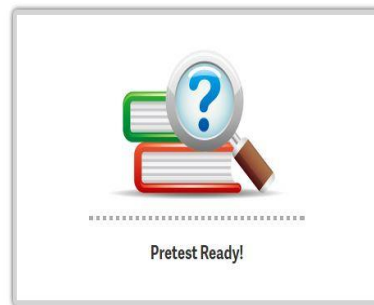

Now the fun begins!

Students will all be prompted to take a pretest to determine what Lexile level is best for them.

Students are STRONGLY discouraged from getting help on the quizzes as it will skew results.

After taking the pretest, students will begin taking their quizzes. Students are able to move back and forth between the questions and the passage to look for textual evidence.

You can choose whether or not to include a written response question with each quiz.



To begin, we'll need you to answer 8 questions to the best of your ability. Then you'll be able to start earning points and achievements in the main area of our program. Just keep in mind that **we strongly discourage you to receive outside help on your pretest**, as this may skew your results and make our program less effective. Just do your best and remember that you're a star!

Okay, I'm Ready!

Taking a quiz



PASSAGE

QUESTIONS

1

2

3

4

5

6

Change the font size.

A



A

Click between the questions and the passage.

[quiz info](#)

Mastering My Schedule

Starting a new school year is something I have always been reluctant to do. But I dread it for a strange reason. I'm not scared of my

Get more quiz info.



Teachers can check progress as well.

After each quiz, students may look to see what they missed. They will also get a report of how many knowledge points they have earned or what resource level they have attained. You can look at quiz history and track progress.

I pull up quiz history with my students and discuss progress. I award 100% with a sticker, if it is at their level or above.



Progress Reports



READTHEORY



khollis

Hollis ELA ▾

Vega, Salomon ▾

Print Report

Reset Student Progress

Begin Date

End Date

Apply

Reset

Student Progress Report: **SalomonV3** (Vega, Salomon)

Critical statistics and graphs for every quiz completed since inception. Click or hover for details.



2128KP

Knowledge Points

3G/490L

Pretest Average
(Grade/Lexile)

Mirth

Resource Level

45/65

Quizzes Passed

3.03G/510L

Program Average
(Grade/Lexile)

Thank you for attending today's session!

The Top 10 ways to become a better reader:

1. Read
 2. Read
 3. Read
 4. Read
 5. Read
 6. Read
 7. Read
 8. Read
 9. Read
 10. Read + www.readtheory.org
- 