

Digital Breakouts



Jennifer Wood



What is a Digital Breakout?

Video, [here](#)



Why Use DBs?

Engaging

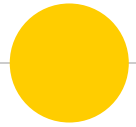
Make Students Think Outside the Box

NOT A PPT!!!

FUN

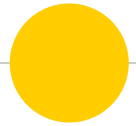
Promotes **TEAMWORK**

Critical Thinking



Grains Bit.ly

<http://bit.ly/2DTGnnb>




Some Examples

- [Fermentation Digital Breakout](#)
- [Grains Introduction DB](#)
 - <https://bit.ly/2RFgMn2>
- Purchase on TPT



Creating A **Digital Breakout**

- ◉ [Google Suite How To](#)
- ◉ Apps Used for this Breakout
 - Google Slides
 - Google Sites
 - Google Forms
 - Google Drawing





Create a Simple Digital Breakout

Let's Create a Simple Digital Breakout - [Grains](#)

Bell Ringer or Ticket Out the Door



Digital Breakout Steps

1. Plan out what you are doing
2. Digital Breakout Template, [here](#)
 - a. Data Validation & Confirmation Message
3. Create a Google Site
 - a. Change image
 - b. Insert Form from Google Drive
 - c. Insert image from Google Drawings - use embed code
 - d. Create a Google slide - publish to the web and insert link in site
 - e. Use the linked article for discussion/notes
4. Create a [Jigsaw](#) Puzzle, embed in site



Digital Breakout Resources

- Build Your Own, [here](#)
- Google Forms with Response Validation, video [here](#)
- Jigsaw Generator, [here](#)
- Ticket Generator, [here](#)
- Creating Digital Breakouts Video Tutorials, [here](#)
 - Created by Loquacious Learning



Special Thanks

Amanda Foley

Carmen Pederson